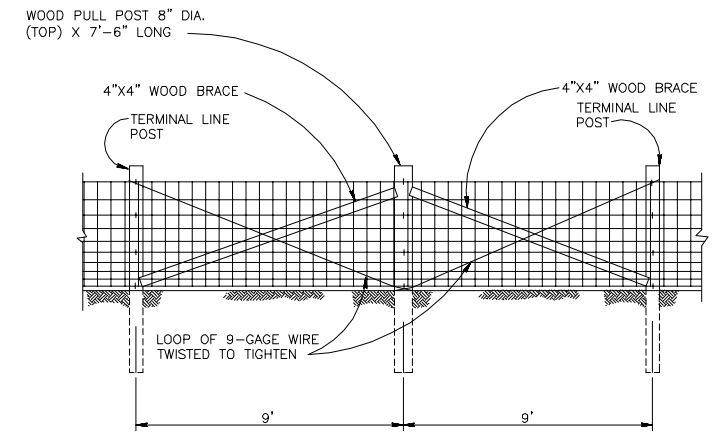
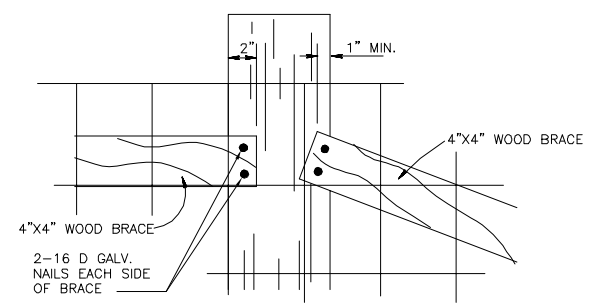


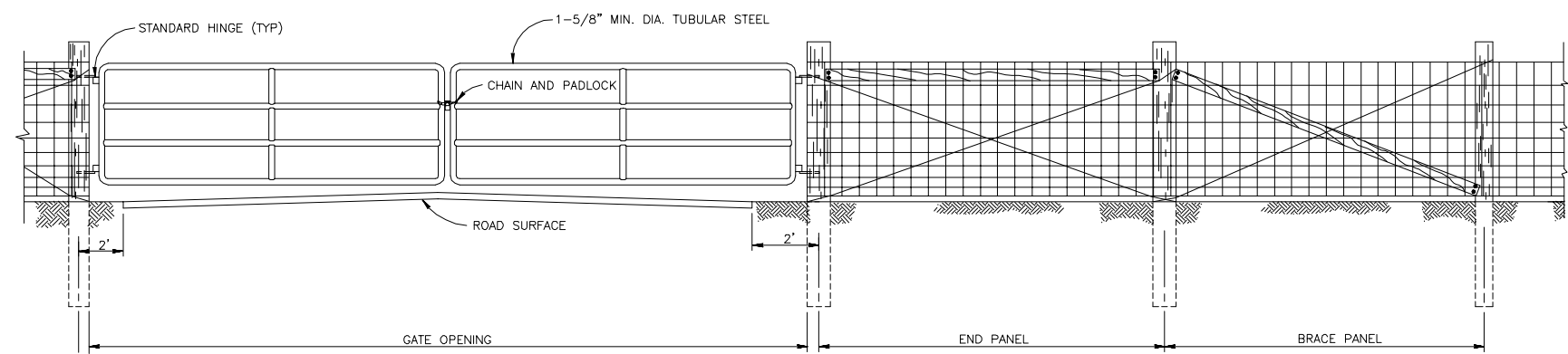
TYPICAL LAYOUT-WOVEN-WIRE FENCE  
NO SCALE



PULL POST BRACE PANEL DETAIL  
NO SCALE



DAP DETAIL  
NO SCALE



TYPICAL PANEL GATE DETAIL  
NO SCALE

- NOTES:
1. THE SPACING OF END OR CORNER PANEL AND BRACE PANEL OF 10' AND 9' IS MAXIMUM. WHEN CORNER OR END PANEL CONFLICTS WITH GATE OR BRACE PANELS, OR TWO CORNER PANELS CONFLICT, BRACING AND SPACING OF POSTS SHALL BE ALTERED TO PROVIDE ADEQUATE BRACING AS REQUIRED.
  2. THE GATE SHOWN IS TYPICAL. ANY STANDARD COMMERCIAL GATE THAT VARIES ONLY IN NON-ESSENTIAL DETAILS SHALL BE ACCEPTABLE, SUBJECT TO APPROVAL.
  3. LATCH AND PIN FOR PANEL GATE IS REQUIRED, BUT NOT SHOWN.

Revisions			
Symbol	Descriptions	Date	Approved

U.S. ARMY ENGINEER DISTRICT  
CORPS OF ENGINEERS  
OMAHA, NEBRASKA

Designed by:	x	x	x
Drawn by:	x		
Checked by:	x		
Reviewed by:	x		
Submitted by:	x		
Chief:	x	Section	

STANDARD DETAILS FOR CHAIN-LINK SECURITY FENCES AND FARM STYLE FENCES  
**FARM STYLE WOVEN WIRE FENCE DETAILS**

Plot Scale Ratio:	3:4	Date:	02/01/02	Sheet reference number:
Design File:	WWFENCE1	Spec. No.:	DACA 45	Drawing Code:
Contract No.:	DACA 45		STD 872-90-10	13