

**SS 30<sup>®</sup>**



D O M E S T I C A L L Y M A N U F A C T U R E D

**SS 30<sup>®</sup>**

High Strength Fence Framework

# A domestic product designed specifically for the Commercial / Industrial market

- **Perfect for the Commercial / Industrial Fencing Marketplace**
- **Stronger than Schedule 40**
- **Outperforms Schedule 40 in ASTM B 117 Salt Spray Tests**
- **Domestically Manufactured**

SS 30<sup>®</sup>

allied  
TUBE & CONDUIT



Optional POLYKOTE™ Color Coating with 15 Year Warranty

**SS 30<sup>®</sup> benefits** from three decades of advancement in coating technology pioneered by SS 40™. Allied Tube's innovative application process provides the same level of galvanization and zinc-rich interior in the same quality controlled manner. The result is a triple external coating consisting of 1.0 oz/ft<sup>2</sup> ± .1oz/ft<sup>2</sup> of zinc, a conversion coating of 30 micrograms/in<sup>2</sup> ± 15 micrograms/in<sup>2</sup>, and a clear organic coating. The internal coating has a minimum of 90% by weight zinc powder loading capable of providing galvanic protection.

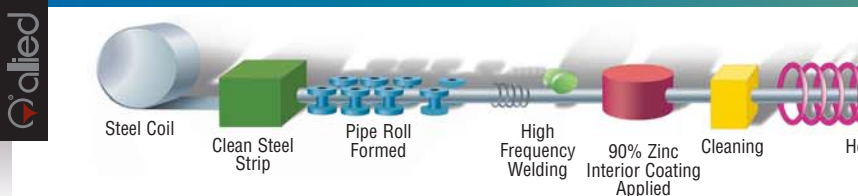
**SS 30<sup>®</sup>'s strength and coatings** exceed the provisions of ASTM F 1043, *Group IV Standard Specifications for Strength and Protective Coatings on Steel Industrial Chain Link Fence Framework*.

**SS 30<sup>®</sup>, manufactured in the United States**, has greater strength and outperforms standard weight pipe in independent salt spray testing.

**SS 30<sup>®</sup> continues the Allied Tube tradition** of providing quality, service, and performance to the fence industry. Inspired by the high-strength performance of SS 40 and with the identical triple layer of corrosion protection, SS 30 has a bending moment exceeding that of Schedule 40 and meets the coating requirements of major federal and state agencies.

**Allied Tube's SS 30<sup>®</sup> fence pipe is ready to fulfill its role as the quality domestic alternative to standard pipe.**

## FLO-COAT<sup>®</sup> Process



Allied Tube & Conduit 1.800.643.1523

Commercial and Industrial Applications for **CHAIN-LINK FENCES AND GATES**

**PART 1 - GENERAL**

**1.1 WORK INCLUDED**

- A. Fence framework, fabric and accessories.
- B. Gates and related hardware.
- C. Installation

**1.2 SCOPE OF WORK**

- A. Summary: This section covers the work necessary to complete the chain link fence and gate installation.
- B. General: Like items of materials provided hereafter shall be the end-products of one manufacturer in order to achieve standardization for appearance, maintenance, and replacement.
- C. Delivery, Storage, and Handling: Deliver material to the site in an undamaged condition. Carefully store material off the ground to provide proper protection against oxidation caused by ground moisture.

**1.3 SUBMITTALS AND CERTIFICATION**

- A. Shop Drawings: Include complete details of fence and gate construction, fence height, post spacing, dimensions, and unit weights of framework and concrete footing details.
- B. Product Data: Provide manufacturer's catalog cuts with printed specifications. Manufacturer shall provide certification of compliance with material specifications. Actual samples of the material may be requested.

**PART 2 - PRODUCTS**

**2.1 MATERIAL**

- A. Framework: SS 30® Fence Framework manufactured by Allied Tube & Conduit conforming to Standard Specification ASTM F 1043, Group IV. High-strength steel pipe triple coated per ASTM F 1043: external coating, Type B; internal coating, Type D.
- B. Fabric Options: Fabric to be 9-gauge wire, woven in a 2" diamond mesh. Selvage is noted on contract drawings.
  - 1. Aluminized fabric shall be manufactured in accordance with ASTM A 491 and coated before weaving with a minimum .40 ounces of aluminum per square foot of surface area. The steel wire and coating shall conform to ASTM A 817.
  - 2. Zinc-coated fabric shall be galvanized before or after weaving in accordance with ASTM A 392, Class 1 or Class 2.

**2.2 CONCRETE MIX**

- A. Concrete: Conforming to ASTM C 94, having a minimum compressive strength of 3,000 PSI at 28 days.

**2.3 COMPONENTS**

- A. Rails and Braces: 1-5/8" O.D.
- B. Gates: Per ASTM F 900
- C. Fittings, Tie Wires, and Hog Rings: Per ASTM F 626
- D. Tension Wire: Per ASTM A 824. (If required)

**PART 3 - EXECUTION**

**3.1 INSTALLATION**

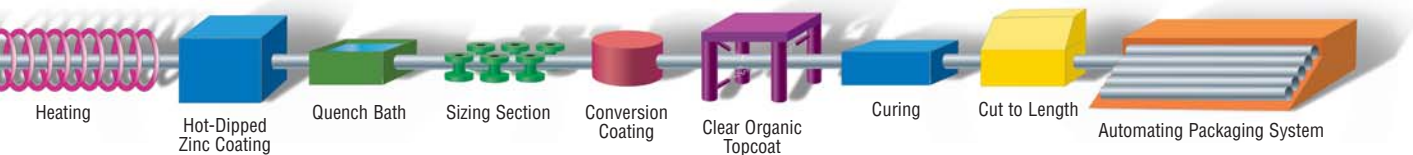
- A. General: Installation to conform to ASTM F 567.
- B. Height: Provide height as indicated on contract drawings.
- C. Post Spacing: Space line posts at intervals not exceeding ten feet.
- D. Post Setting: Set terminal, gate and line posts plumb in concrete footings. Top of footing to be 1" above grade and sloped to direct water away from posts.
- E. Bracing: Brace Gate and terminal posts back to adjacent line posts with horizontal brace rails and diagonal truss rods or as noted on construction drawings.
- F. Top Rail: Install through line loop caps connecting sections with sleeves to form a continuous rail between terminal posts.
- G. Bottom / Middle Rail: Install between posts with line rail clamps or rail ends and bands.
- H. Fabric: Pull fabric taut with bottom selvage 1" above grade. Fasten to terminal posts with tension bars threaded through mesh and secured with tension bands at maximum 15" intervals. Tie to line posts and top rails with tie wires spaced at maximum 12" on posts and 24" on rails. Attach to bottom/top tension wire with hog rings at maximum 24" intervals.
- I. Barbed Wire: Anchor to terminal extension arms, pull taut, and firmly install in slots of the line post extension arms.
- J. Gates: Install gates plumb, level and secure for full opening without interference. Anchor center stops and keepers in concrete.
- K. Fasteners: Install nuts for fittings, bands, and hardware bolts on inside of fence.
- L. Barbed Tape: Install in accordance with ASTM F 1911. Consult with manufacturer for unique applications.

**3.2 COMPLETION**

- A. The area of installation shall be left free of debris caused by the installation of the fence.

*Allied Tube & Conduit Corporation makes no warranties expressed or implied including warranty of merchantability or fitness for a particular purpose. The specifications, descriptions, information and illustrated materials herein are submitted solely for evaluation by others and since the use of its information is not within its control, Allied Tube & Conduit Corporation assumes no obligation or liability for such information and does not guarantee results from the use of said products or the information herein. Reference should be made to the original or primary source data along with standard accepted industry practice. The material herein is as of the date of publication and is subject to change without notice. For certification see contact information.*

**SS 30® Meets the requirements of ASTM F 1043**  
Triple coated high-strength steel pipe, Group IV, having Type B external coating and Type D internal coating

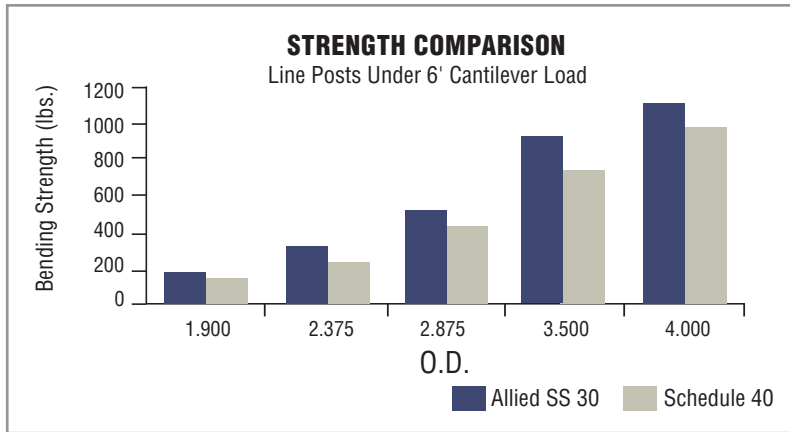


# SS 30<sup>®</sup> vs. SCHEDULE 40 COMPARISON CHART

POST O.D.	TYPE	OUTSIDE DIMENSIONS		PIPE WALL THICKNESS		WEIGHT GALVANIZED		SECTION MODULUS (inches <sup>3</sup> )	YIELD STRENGTH (p.s.i.)	BENDING MOMENT (lb. in.)	BENDING STRENGTH (lbs)
		(in)	(mm)	(in)	(mm)	(lbs / ft)	(kg / m)				
<b>6' Cantilever</b>											
1-7/8" O.D.	<b>SS 30</b>	1.900"	48.30	.105"	2.66	2.01	2.99	0.2519	50,000	12,595	175
1-7/8" O.D.	Sch 40	1.900"	48.30	.145"	3.68	2.72	4.05	0.3262	30,000	9,786	136
2-3/8" O.D.	<b>SS 30</b>	2.375"	60.30	.115"	2.92	2.78	4.13	0.4402	50,000	22,006	306
2-3/8" O.D.	Sch 40	2.375"	60.30	.154"	3.91	3.65	5.44	0.5606	30,000	16,818	234
2-7/8" O.D.	<b>SS 30</b>	2.875"	73.00	.125"	3.18	3.66	5.44	0.7116	50,000	35,580	494
2-7/8" O.D.	Sch 40	2.875"	73.00	.203"	5.16	5.79	8.62	1.064	30,000	31,920	443
3-1/2" O.D.	<b>SS 30</b>	3.500"	88.90	.145"	3.68	5.20	7.74	1.231	50,000	61,550	855
3-1/2" O.D.	Sch 40	3.500"	88.90	.216"	5.49	7.58	11.29	1.7241	30,000	51,723	718
4" O.D.	<b>SS 30</b>	4.000"	101.60	.145"	3.68	5.98	8.90	1.6338	50,000	81,690	1134
4" O.D.	Sch 40	4.000"	101.60	.226"	5.74	9.11	13.57	2.394	30,000	71,816	998
<b>10' Free Supported</b>											
1-5/8" O.D.	<b>SS 30</b>	1.660"	42.20	.095"	2.41	1.59	2.36	0.173	50,000	8,650	288
1-5/8" O.D.	Sch 40	1.660"	42.20	.140"	3.56	2.27	3.38	0.235	30,000	7,050	235

**SS 30<sup>®</sup> is available with POLYKOTE<sup>™</sup> color finish: Allied Tube's patented Flo-Coat<sup>®</sup> process with polyester coating conforming to ASTM F 1043. Contact your distributor for details.**

**SS 30<sup>®</sup> is available in long and extra long lengths and in cut posts.**



## Bundle Counts for SS 30<sup>®</sup>

Shape	O.D.	Bundle Qty.
Round	1.315	91
Round	1.660	61
Round	1.900	61
Round	2.375	37
Round	2.875	30
Round	3.500	19
Round	4.000	19

For information on Razor Ribbon<sup>®</sup> brand barbed tape products, please visit [www.razorribbon.com](http://www.razorribbon.com)

### Manufacturing Locations:

Harvey, IL / Pine Bluff, AR / Philadelphia, PA / Phoenix, AZ

SS 30<sup>®</sup>, SS 40<sup>™</sup>, Flo-Coat<sup>®</sup>, POLYKOTE<sup>™</sup>, Razor Ribbon<sup>®</sup> and Tyco<sup>®</sup> are trademarks or registered trademarks of Tyco<sup>®</sup> International, Allied Tube & Conduit Corporation and/or its affiliates in the United States and in other countries. All other brand names, product names, or trademarks belong to their respective owners.

**tyco**  
Electrical &  
Metal Products

**Fence Division**  
16100 S. Lathrop Avenue, Harvey, IL 60426  
Phone: 800.643.1523 Fax: 870.535.4006  
[www.atcfence.com](http://www.atcfence.com) [fence@alliedtube.com](mailto:fence@alliedtube.com)

**allied**  
TUBE & CONDUIT

